









QUEEN ELIZABETH OLYMPIC PARK

TRAVEL KEY

-  ENTRANCE
-  LONDON UNDERGROUND
-  LONDON OVERGROUND
-  DOCKLANDS LIGHT RAILWAY
-  NATIONAL RAIL SERVICES
-  LONDON BUSES
-  PARKING
-  DISABLED PARKING
- BUS STOP

Walking distance (approx.)

